

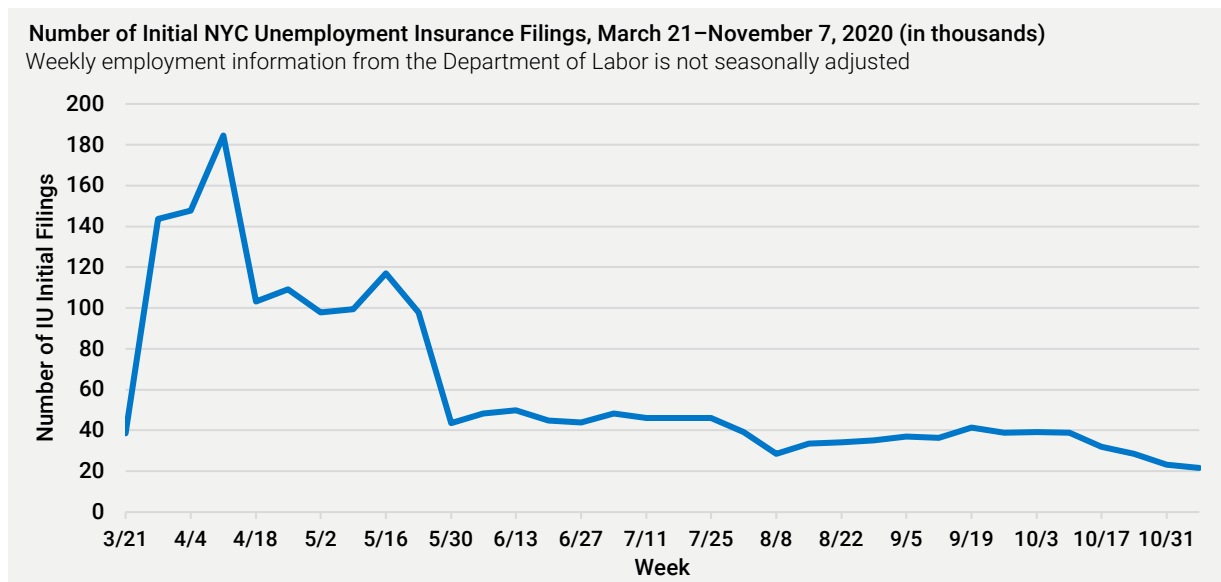
Economic Research & Policy Group (ERP)

Weekly Recovery Dashboard: **November 1, 2020**

Report Summary

- The week of November 1 saw the number initial unemployment filings (21,623) decrease by 7% from the prior week (-1,616). For the second week in a row, this is the lowest this number has ever been since the initial shutdown of New York City in March 2020.
- The trends in bus and subway traffic show only modest increases over the last month. Although it is preferable to evaluate transportation data over several weeks, there are changes: Bus traffic during the weekdays for November 2–8 increased by 2% from last week for a weekday average of 1.1M trips (48% of the 2019 baseline). Subway traffic decreased by 2% and is still markedly below pre-pandemic levels, with a weekday average of 1.7M trips (30% of the 2019 baseline).
- The Mobility and Engagement Index (MEI) for November 1–7 increased from the prior week (+1.6 citywide). All but two boroughs saw higher levels of activity. This week’s citywide increase in engagement and activity was largely driven by Manhattan (+7.3), while the Bronx (+0.9) and Queens (+0.5) also increased. Brooklyn remained virtually unchanged, while activity in Staten Island dropped slightly (-0.6).

All information is publicly available data that NYCEDC organizes and presents. Data are the property of their source. Some data points may not refresh every week. Each indicator is from the most recent data available and does not represent a snapshot of a single point in time.

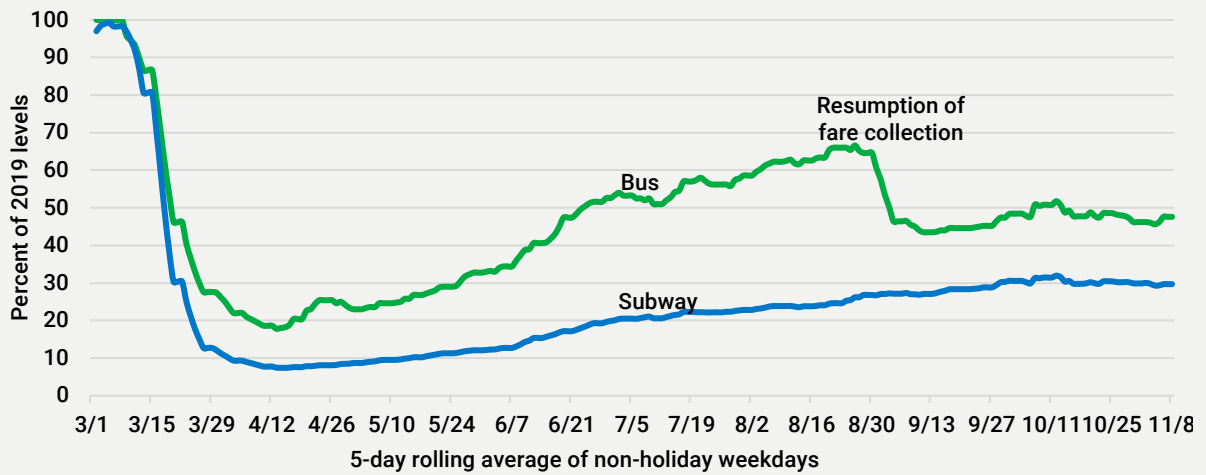


Source: [New York State Department of Labor](https://www.labor.ny.gov/newsroom/statements/initial-unemployment-insurance-filings)

Current week: November 7: 21,623 **Peak:** April 11: 184,525 **Trough:** August 8: 28,447

MTA Transportation Usage, Weekdays between March 1–November 8, 2020 (percent of 2019 levels)

Five-day rolling average of non-holiday weekdays on bus and subwa



Source: [Metropolitan Transportation Authority](#)

Daily Total Estimated Ridership

Bus: **Current weekday average:** November 8: 1,076,826 **Peak:** August 26: 1,361,400

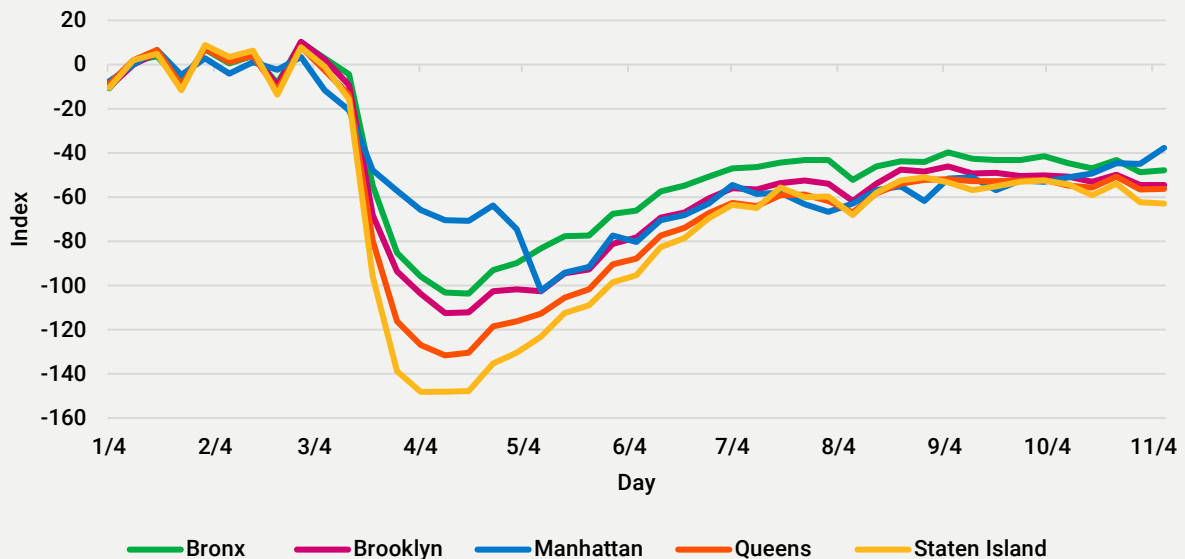
Trough: April 12: 279,100

Subway: **Current weekday average:** November 8: 1,736,717 **Peak:** October 15: 1,857,697

Trough: April 12: 199,696

Mobility and Engagement Index by borough, January 4–November 7, 2020 (indexed)

The Mobility and Engagement Index (MEI) is a composite of seven types of mobile phone geolocation data indicating activity outside the home, indexed to average January and February activity.



Source: Federal Reserve Bank of Dallas

Current week: November 7: -51.8 **Peak:** October 24: -48.4 **Trough:** April 11: -113.1

About NYCEDC

NYCEDC is a mission-driven, nonprofit organization that creates shared prosperity across New York City. Our projects and initiatives are about serving New Yorkers. We are working with and for communities through every step of the economic development process—bringing emerging industries to the five boroughs; creating the spaces and facilities they need to thrive and create jobs; giving New Yorkers the tools and training to succeed in those jobs; and investing in the public infrastructure and neighborhood development projects that make this city a great place to live, work, and do business. Ultimately, we strive to create a sustainable and resilient future, with shared prosperity and opportunity for all New Yorkers.

Find us on Facebook, follow us on Twitter, or visit edc.nyc to learn more about our projects and initiatives.

The Economic Research & Policy Group at NYCEDC

The Economic Research & Policy (ERP) Group performs industry and economic research to provide insights into key policy issues, conducts economic analysis of New York City projects, and tracks economic trends for policymakers and the public as a whole. ERP also supports NYCEDC in the evaluation of projects by setting up tools to assess, measure, and report on ideation and results. The team advances high-impact thought leadership on inclusive and innovation-driven economic development.

For more information, visit edc.nyc/NYCeconomics
Contact us at NYCeconomics@edc.nyc